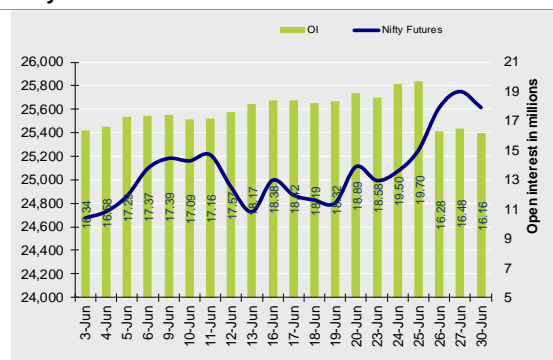


Nifty Snapshot

	Close	Prv Cl.	Ab chg	% chg
Spot	25,517.05	25,637.80	-120.75	-0.47
Futures	25,614.20	25,750.20	-136.00	-0.53
OI(ml shr)	16.16	16.48	-0.32	-1.92
Vol (lots)	102040	68448	33592	49.08
COC	97.15	112.40	-15.25	-13.6
PCR-OI	0.81	1.25	-0.44	-35.1

Nifty Futures Price v/s OI



Institutional Activity in previous trading session

(in Rs cr.)	Buy	Sell	Net
Index Futures	3070.28	3973.13	-902.85
Index Options	1048007.24	1058911.63	-10904.39
Stock Futures	14669.14	18160.49	-3491.35
Stock Options	42185.99	41991.72	194.27
FII Cash	12,967.60	13,799.10	-831.50
DII Cash	15,914.52	12,417.08	3,497.44

Net FII Activity (in Rs cr.)

Date	Idx Fut	Stk Fut	Idx Opt	Cash
30-Jun	-902.9	-3491.4	-10904.4	-832
27-Jun	290.8	919.1	-12051.6	1397
26-Jun	4806.7	3166.9	32273.5	12594
25-Jun	528.3	4123.2	21092.9	-2428
24-Jun	-1457.8	2007.1	-31804.9	-5266
23-Jun	-1174.4	-311.9	13646.0	-1874

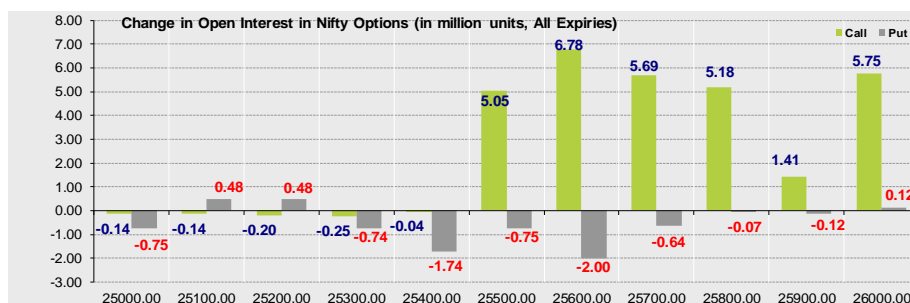
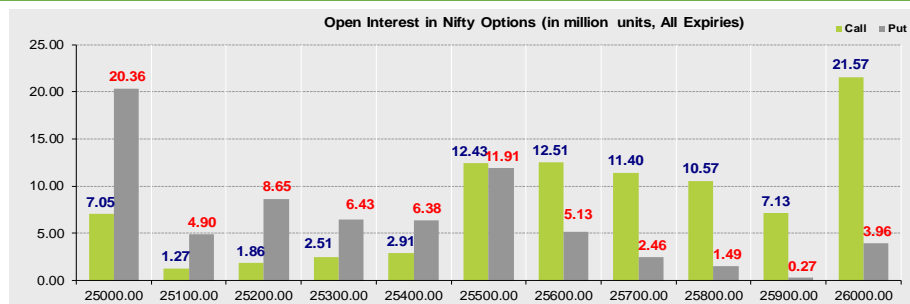
Technical Pivot (Intraday):

	S2	S1	PIVOT	R1	R2
NIFTY	25445	25530	25660	25745	25880
BANKNIFTY	57240	57400	57625	57780	58005

Summary

- Indian markets closed on a negative note where selling was mainly seen in Metals Automobiles, Oil & Gas Sectors. Nifty Jul Futures closed at 25614.20 (down 136.00 points) at a premium of 97.15 pts to spot.
- FII's were net sellers in Cash to the tune of 831.50 Cr and were net sellers in index futures to the tune of 902.85 Cr.
- India VIX increased by 3.20% to close at 12.79 touching an intraday high of 13.03.

Open Interest in Nifty Options:



- The above second chart shows previous trading day's change in Nifty options where Addition in OI were seen in 25700, 25600, 25500 strike Calls and at 25100, 25200 strike Puts indicating market is likely to remain range bound in the near term.
- Highest OI build-up is seen at 26000 strike Calls and 25000 strike Puts, to the tune of 21.57mn and 20.36mn respectively.

Outlook on Nifty:

Index is likely to open on a flattish note today and is likely to remain range bound during the day.

(Price is in Rs; OI is in million units; Price chg and OI chg are in percentage) **NB RESEARCH**

Fresh Longs seen in:

Scrip	Price	Price chg	OI	OI Chg
RBLBANK	249.6	3.5	96.8	14.2
ANGELONE	2941.9	0.3	2.3	9.9
PATANJALI	1658.2	0.6	8.0	9.4

Short Covering seen in:

Scrip	Price	Price chg	OI	OI Chg
MAZDOCK	3265.3	2.5	3.1	-8.3
KAYNES	6113.5	3.5	0.7	-6.2
DIXON	15045.0	3.2	1.8	-5.3

Fresh Shorts seen in:

Scrip	Price	Price chg	OI	OI Chg
AMBER	6814.5	-1.1	0.2	295.7
PGEL	759.9	-0.6	1.7	84.6
360ONE	1201.6	-0.3	0.5	59.0

Long Unwinding seen in:

Scrip	Price	Price chg	OI	OI Chg
PEL	1149.2	-0.6	8.4	-4.0
SBICARD	944.7	-0.9	14.3	-3.8
TATACONSUM	1103.1	-2.5	15.1	-2.5

NIFTY50 Options OI (CE OI = Resistance) (PE OI = Support)

Symbol	Highest CE OI	Highest PE OI	CMP
ADANIENT	2700	2700	2632
ADANIPTS	1500	1400	1455
APOLLOHOSP	7500	7000	7288
ASIANPAINT	2400	2200	2351
AXISBANK	1300	1200	1206
BAJAJ-AUTO	9000	8000	8409
BAJFINANCE	950	900	942
BAJAJFINSV	2100	1980	2066
BEL	440	400	424
BHARTIARTL	2000	1900	2006
CIPLA	1680	1500	1512
COALINDIA	400	400	393
DRREDDY	1400	1200	1283
EICHERMOT	5800	5500	5666
ETERNAL	290	250	265
GRASIM	3000	2740	2863
HCLTECH	1960	1700	1729
HDFCBANK	2100	2000	2009
HDFCLIFE	800	740	817
HEROMOTOCO	4400	4300	4176
HINDALCO	700	670	696
HINDUNILVR	2400	2300	2309
ICICIBANK	1500	1400	1453
ITC	420	420	419
INDUSINDBK	900	800	876

NIFTY50 Options OI (CE OI = Resistance) (PE OI = Support)

Symbol	Highest CE OI	Highest PE OI	CMP
INFY	1700	1600	1609
JSWSTEEL	1020	1000	1023
JIOFIN	330	300	328
KOTAKBANK	2200	2100	2177
LT	3800	3500	3690
M&M	3200	3200	3173
MARUTI	13000	12500	12462
NTPC	350	330	337
NESTLEIND	2500	2300	2469
ONGC	250	245	244
POWERGRID	300	290	300
RELIANCE	1600	1500	1509
SBILIFE	1900	1800	1850
SHRIRAMFIN	700	700	708
SBIN	850	800	825
SUNPHARMA	1700	1500	1680
TCS	3500	3400	3465
TATACONSUM	1130	990	1103
TATAMOTORS	700	680	692
TATASTEEL	170	160	161
TECHM	1700	1700	1693
TITAN	3880	3600	3693
TRENT	6200	6000	6226
ULTRACEMCO	13600	11000	12083
WIPRO	300	240	266

[illegible]

Derivative Recommendations:

Stock Name	Call (Buy/Sell)	Entry price	Targets	Stop Loss	Duration	Status
SBIN 820 CE	Buy	21	29	17	1-2 Days	Open

FROM THE EQUITY DERIVATIVE DESK:

NIRAV HARISH CHHEDA
AVP - DERIVATIVES AND TECHNICAL RESEARCH
E-Mail: nirav.chheda@nirmalbang.com
Tel no: 6273-8199/8000

AMIT BHUPTANI
SNR.DERIVATIVES AND TECHNICAL RESEARCH ANALYST
E-Mail: amit.bhuptani@nirmalbang.com
Tel no: 6273-8242/8000

DISCLOSURES

Research Reports that are published by Nirmal Bang Securities Private Limited (hereinafter referred to as "NBSPL") are for private circulation only. NBSPL is a registered Research Analyst under SEBI (Research Analyst) Regulations, 2014 having Registration no. INH000001766. NBSPL is also a registered Stock Broker with National Stock Exchange of India Limited, BSE Limited, Metropolitan Stock Exchange of India Limited, Multi Commodity Exchange of India Limited, National Commodity and Derivative Exchange Limited and Indian Commodity Exchange Limited in cash and Equity and Commodities derivatives segments.

NBSPL has other business divisions with independent research teams separated by Chinese walls, and therefore may, at times, have different or contrary views on stocks and markets.

NBSPL or its associates have not been debarred / suspended by SEBI or any other regulatory authority for accessing / dealing in securities Market. NBSPL, its associates or analyst or his relatives do not hold any financial interest (Except Investment) in the subject company. NBSPL or its associates or Analyst do not have any conflict or material conflict of interest at the time of publication of the research report with the subject company. NBSPL or its associates or Analyst or his relatives may or may not hold beneficial ownership of 1% or more in the subject company at the end of the month immediately preceding the date of publication of this research report.

NBSPL or its associates / analyst has not received any compensation / managed or co-managed public offering of securities of the company covered by Analyst during the past twelve months. NBSPL or its associates have not received any compensation or other benefits from the company covered by Analyst or third party in connection with the research report. Analyst has not served as an officer, director or employee of Subject Company. NBSPL / analyst has not been engaged in market making activity of the subject company.

Analyst Certification: The research analysts and authors of these reports, hereby certify that the views expressed in this research report accurately reflects my/our personal views about the subject securities, issuers, products, sectors or industries. It is also certified that no part of the compensation of the analyst(s) was, is, or will be directly or indirectly related to the inclusion of specific recommendations or views in this research. The analyst(s) principally responsible for the preparation of this research report and has taken reasonable care to achieve and maintain independence and objectivity in making any recommendations.

DISCLAIMER

This report is for the personal information of the authorized recipient and does not construe to be any investment, legal or taxation advice to you. NBSPL is not soliciting any action based upon it. Nothing in this research shall be construed as a solicitation to buy or sell any security or product, or to engage in or refrain from engaging in any such transaction. In preparing this research, we did not take into account the investment objectives, financial situation and particular needs of the reader.

This research has been prepared for the general use of the clients of NBSPL and must not be copied, either in whole or in part, or distributed or redistributed to any other person in any form. If you are not the intended recipient you must not use or disclose the information in this research in any way. Though disseminated to all the customers simultaneously, not all customers may receive this report at the same time. NBSPL will not treat recipients as customers by virtue of their receiving this report. This report is not directed or intended for distribution to or use by any person or entity resident in a state, country or any jurisdiction, where such distribution, publication, availability or use would be contrary to law, regulation or which would subject NBSPL & its group companies to registration or licensing requirements within such jurisdictions.

The report is based on the information obtained from sources believed to be reliable, but we do not make any representation or warranty that it is accurate, complete or up-to-date and it should not be relied upon as such. We accept no obligation to correct or update the information or opinions in it. NBSPL or any of its affiliates or employees shall not be in any way responsible for any loss or damage that may arise to any person from any inadvertent error in the information contained in this report. NBSPL or any of its affiliates or employees do not provide, at any time, any express or implied warranty of any kind, regarding any matter pertaining to this report, including without limitation the implied warranties of merchantability, fitness for a particular purpose, and non-infringement. The recipients of this report should rely on their own investigations.

This information is subject to change without any prior notice. NBSPL reserves its absolute discretion and right to make or refrain from making modifications and alterations to this statement from time to time. Nevertheless, NBSPL is committed to providing independent and transparent recommendations to its clients, and would be happy to provide information in response to specific client queries.

Before making an investment decision on the basis of this research, the reader needs to consider, with or without the assistance of an adviser, whether the advice is appropriate in light of their particular investment needs, objectives and financial circumstances. There are risks involved in securities trading. The price of securities can and does fluctuate, and an individual security may even become valueless. International investors are reminded of the additional risks inherent in international investments, such as currency fluctuations and international stock market or economic conditions, which may adversely affect the value of the investment. Opinions expressed are subject to change without any notice. Neither the company nor the director or the employees of NBSPL accept any liability whatsoever for any direct, indirect, consequential or other loss arising from any use of this research and/or further communication in relation to this research. Here it may be noted that neither NBSPL, nor its directors, employees, agents or representatives shall be liable for any damages whether direct or indirect, incidental, special or consequential including lost revenue or lost profit that may arise from or in connection with the use of the information contained in this report.

Copyright of this document vests exclusively with NBSPL. Our reports are also available on our website www.nirmalbang.com